

Annual Report Soy Network Switzerland 2022

for the attention of the General Meeting

prepared by Stefan Kausch, Managing Director Verein Soja Netzwerk Schweiz
Basel, March 2023

Content

- Foreword	2
- Soy procurement in times of crisis.....	3
- Soy imports 2022	3
- Cereals, broken rice, corn gluten and dextrose	5
- Media	7
- Balance sheet and income statement	8
- Members and Board of Directors	11

Foreword

Climate, deforestation, transparency - the major sustainability challenges in the supply chains cannot be tackled single-handedly. The Soy Network Switzerland recognised this early on. More than 12 years ago, retailers, manufacturers, procurers, environmental organisations and producer and industry associations founded the first sustainability initiative for a "critical" agricultural commodity.

The soy network impressively demonstrates that cooperation among the actors proves its worth even in times of crisis. Agricultural supply chains have been under pressure since the Corona pandemic. The war in Ukraine brought additional distortions, uncertainties and price increases due to bottlenecks in personnel, packaging materials or logistics. The procurement of feed soy was also affected. The prices for GMO-free soy were historically high. Meanwhile, the situation here is somewhat more relaxed again. However, the geopolitical situation remains fragile and countries in the South are feeling the effects many times more than we are.

What we are seeing, however, is that supply chains for feed soy have withstood the stress test remarkably well: The feed soy supply chains have withstood the stress test remarkably well and the values and cooperation among industry players in the soy network have been strengthened. This is to the credit of all involved and cannot be thanked enough. I invite all members to continue working together on solutions for the future with a lot of commitment and new ideas.

Salome Hofer



President Soy Network Switzerland

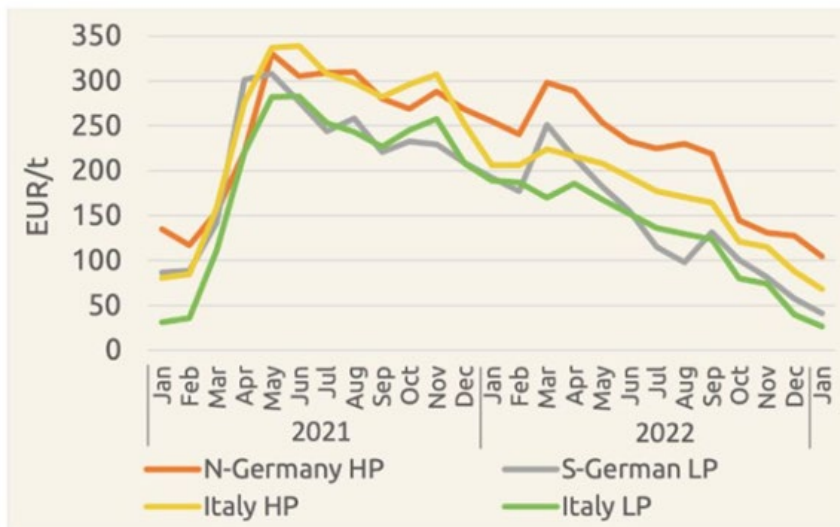
Soy procurement in times of crisis

Already in 2021, the scarce availability of GMO-free soy from Brazil led to peak premiums. With the outbreak of the war in Ukraine on 24 February 2022, commodity prices also climbed to unimagined heights. In March 2022, for example, a tonne of GMO-free soy meal cost over 800 euros, whereas a normal price would be around 350 euros.

Soy Network procurers were challenged to ensure the availability of GMO-free soy while taking a stand on soy imports from Russia. In March 2022, a task force of the Soy Network decided not to make any new purchases of feed soy from Russia, thus eliminating an important source of supply.

In the course of the first half of the year, the situation on the procurement markets eased. Premiums for GMO-free soy decreased because the price explosion dampened demand in Europe and many countries and market players refrained from switching to GMO-free feeding.

Graphic: Development of premiums for GMO-free feed soy from Germany and Italy 2021-2022



Source: Danube Soy

This suited the Swiss procurers. Despite considerable problems with feed procurement, the industry was able to maintain Switzerland's supply of GMO-free animal feed and the quality specifications, sourcing the majority of feed from neighbouring countries.

Soy imports 2022

In 2022, a total of 269,400 tonnes of feed soy were imported into Switzerland. Of this, 259,314 tonnes were soybean extraction meal and 10,087 soybeans. 248,640 tonnes came

from Europe, which corresponded to a share of 92.3%. Imports of fodder soya from Brazil fell to 19,960 tonnes or 7.4%. The trend thus continued.

Table: Imports of fodder soy 2022 (in tonnes)

Customs tariff number	Import in tons	Designation
2304.0010	259'314	Oilcake and other solid residues, whether or not broken down or agglomerated in the form of pellets, resulting from the extraction of soya-bean oil, for use in animal feeding
1201.9010	2'763	Soya beans, whether or not broken, for feed, other than for oil production
1201.9021	7'324	Soya beans, whether or not broken, for oil manufacture, for feed purposes
Total	269'400	

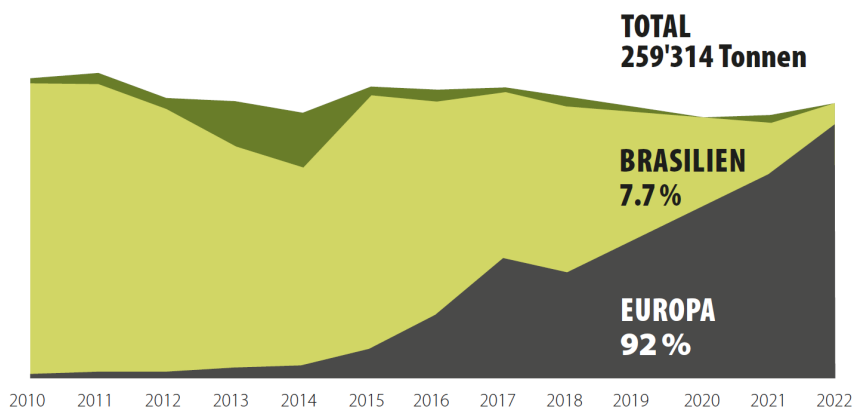
Source: réservesuisse

Table: Origin of fodder soy imports 2022 (in tonnes)

	Imports in tonnes	Share
Europe	248'640	92.3%
Brazil	19'960	7.4%
India	800	0.3%
Total imports	269'400	100.0%

Sources: réservesuisse / Soy Network

Graph: Development of imports 2010 - 2022 (only soybean extraction meal)



Source: Soy Network

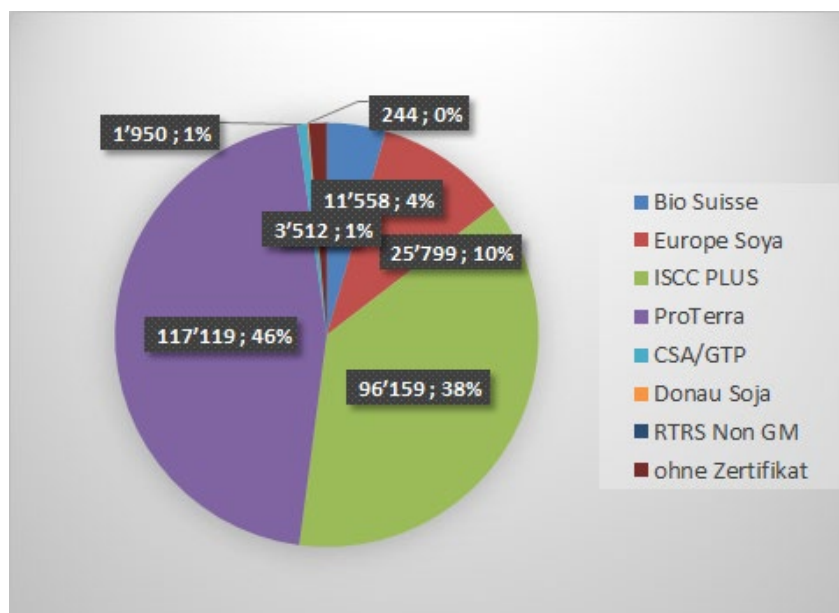
For the second time, imports were surveyed in cooperation with ProCert. Of the 26 procurers surveyed, 13 did not report any soy imports and two did not respond. 11 procurers covered 94.9% of soy imports with 255,572 tonnes. The certified share among the procurers was 98.6%. ProTerra, ISCC PLUS and Europe Soya were the most frequently applied lead standards.

Table: Volume and shares of the standards soy imports 2022

	Imports in tons	Share of imports by suppliers	Share of imports in total
Bio Suisse	11'558	4.5%	4.3%
Europe Soya	25'799	10.1%	9.6%
ISCC PLUS	96'159	37.5%	35.7%
ProTerra	117'119	45.7%	43.5%
CSA/GTP	1'950	0.8%	0.7%
Donau Soja	244	0.1%	0.1%
RTRS Non GM	-	0.0%	0.0%
without certificate	3'512	1.4%	1.3%
Imports by supplier of the network	256'341	100.0%	95.2%
rest Bio Suisse	5'531		2.1%
not gathered	7'529		2.8%
Total imports Switzerland	269'400		100.0%

Source: Soy Network

Graph: Quantities (in tonnes) and shares of the standards soy imports 2022



Source: Soy Network

Cereals, broken rice, corn gluten and dextrose

In 2022, for the first time, the targets for feed grain and broken rice were controlled for a whole year. In the starting year 2021, the targets only applied to the second half of the year.

Table: Targets for cereals, broken rice, maize gluten and dextrose


	Targets			
	Certification / European origin	Purchase contracts with confirmation "Siccation-free"	Glyphosate analyses	Share of certified / siccation-free purchased quantity in %.
Broken rice	x			95-100%
Feed grain (wheat, oats, barley)		x	x	95-100%
Corn gluten	x			95-100%
Dextrose	x			95-100%

A total of 413,017 tonnes of feed grain were imported into Switzerland in 2022. The evaluations of 13 procurers, who are responsible for 85% of the imports, show a pleasing picture. With the exception of two importers, all procurers were able to meet the targets. Broken rice was imported into Switzerland in the amount of 11,712 tonnes. All importers were able to meet the targets. The targets for maize gluten and dextrose were postponed by one year to 2024 due to a lack of supply in Europe.

Media

In the reporting year, the Soy Network was mentioned in 95 media articles, 77 of which were in German and nine each in French and Italian (source: Argus). About one third of the articles were online, two thirds print. The media release on the increase of the import share of European soy was mentioned in 20 media. The biggest media response was the members' meeting at which the ban on soy imports from Russia was announced.

Images: With a six-minute feature on RTS and a cartoon, the media in French-speaking Switzerland reported on the import ban on Russian feed soya



Balance sheet and income statement

BILANZ	31.12.2022		31.12.2021	
	CHF	%	CHF	%
AKTIVEN				
Flüssige Mittel	57'145.01	100.0	46'820.37	100.0
Post	57'145.01		46'820.37	
Umlaufvermögen	57'145.01	100.0	46'820.37	100.0
TOTAL AKTIVEN	57'145.01	100.0	46'820.37	100.0
PASSIVEN				
Verbindlichkeiten aus Lieferungen und Leistungen	10'931.60	19.1	15'777.15	33.7
Kreditoren	10'931.60		15'777.15	
Kurzfristiges Fremdkapital	10'931.60	19.1	15'777.15	33.7
Vereinsvermögen zu Beginn Geschäftsjahr	31'043.22		25'442.12	
Vermögensvorschlag	15'170.19		5'601.10	
Vereinsvermögen 31.12.	46'213.41	80.9	31'043.22	66.3
TOTAL PASSIVEN	57'145.01	100.0	46'820.37	100.0

ERFOLGSRECHNUNG	IST 01.01. - 31.12.2022		Budget 2022		IST 01.01. - 31.12.2021	
	CHF	%	CHF	Abw. %	CHF	%
Ertrag						
Statutarische Mitgliederbeiträge	153'310.00	100.0	166'000.00	-8	106'090.00	100.0
Total Ertrag	153'310.00	100.0	166'000.00	-8	106'090.00	100.0
Aufwand						
Medienanlass, Medienreise	-1'176.05		-1'500.00	-22	0.00	
Website, Newsletter, Faktenblätter	-357.90		-5'000.00	-93	-923.30	
Mitgliederversammlung	-2'449.00		-2'000.00	22	0.00	
Sonstiges	-1'119.86		0.00		-1'123.00	
Total Kommunikation	-5'102.81	-3.3	-8'500.00	-40	-2'046.30	-1.9
Stichprobenkontrolle	-14'679.55		-15'000.00	-2	-15'110.30	
Benchmark, Witness Audits	-7'600.00		-10'000.00	-24	0.00	
Total Qualitätsmanagement	-22'279.55	-14.5	-25'000.00	-11	-15'110.30	-14.2
Vereinsleitung	-51'004.55		-35'000.00	46	-37'912.20	
Kommunikation	-19'882.75		-30'000.00	-34	-13'485.00	
Qualitätsmanagement	-12'540.33		-30'000.00	-58	-9'342.00	
verantw. Futternittelimport	-26'048.62		-30'000.00	-13	-22'136.00	
Spesen	-1'281.20		-1'000.00	28	-457.10	
Total Geschäftsstelle	-110'757.45	-72.2	-126'000.00	-12	-83'332.30	-78.5
Total Aufwand	-138'139.81	-90.1	-159'500.00	-13	-100'488.90	-94.7
Vermögensvorschlag	15'170.19	9.9	6'500.00	133	5'601.10	5.3

Commentary on the financial statements

The association year ended with a profit of CHF 15'170.19. The association's assets as at 31.12.22 amounted to CHF 46'213.41.

Nine out of ten requested members pre-financed their membership fees and thus the new competence centre. As a result, the Soja Network recorded income of CHF 153,310. On the expense side, costs were lower than budgeted. The expenses for the association's management were higher due to the introduction of the competence centre.

Report of the auditors

SMP·PSL*Schweizer Milchproduzenten
Producteurs Suisses de Lait
Produttori Svizzeri di Latte
Producers Svizzers da Latg*

Sojanetzwerk Schweiz
St. Johannes Vorstadt 3
4056 Basel

Bern, 17. März 2023

Revisionsbericht 2022, Sojanetzwerk Schweiz

Im Auftrag des Vereins Soja Netzwerk Schweiz hat der Unterzeichnende die Jahresrechnung für das Kalenderjahr 2022 geprüft.

Die Einnahmen und Ausgaben der Erfolgsrechnung sind belegt. Diese weist einen Einnahmenüberschuss von **CHF 15'170.19** aus.

Die Bilanz schliesst beidseitig mit **CHF 57'145.01** ab. Die ausgewiesenen Aktiven und Passiven sind ordnungsgemäss belegt und sauber geführt.

Gestützt auf die Ergebnisse der Kontrolle beantragt der Unterzeichnende, die Erfolgsrechnung vom 1.1.2022 - 31.12.2022 und die Bilanz per 31.12.2022 zu genehmigen.

Der Revisor

Reto Burkhardt
Schweizer Milchproduzenten SMP

Members and Board of Directors

No new members joined the association in the reporting year. The membership base thus remained stable. As of 31.12.2022, the Soy Network Switzerland has 33 members:

Aachtal Futter AG, Agrokommerz AG, Agrokorn AG, ALDI SUISSE AG, Bell Schweiz AG, Bio Suisse, Branchenorganisation Milch (BO Milch), Cerador AG, Coop Genossenschaft, Denner AG, Egli Mühlen AG, Emmi Schweiz, Ernst Sutter AG, fenaco Genossenschaft, GalloSuisse, Granovit AG, Heinz & Co. AG, IP-SUISSE, Kunz Kunath AG, Lidl Switzerland, Meliofeed AG, Migros-Genossenschafts-Bund, Nungesser AG, Schweizer Bauernverband (SBV), Schweizer Milchproduzenten (SMP), Suisseporcs, Transgourmet Schweiz AG, UFA AG, Verband des Schweizerischen Getreide- und Futtermittelhandels (VSGF), Vereinigung Schweizerischer Futtermittelfabrikanten (VSF), Volg Konsumwaren AG, Weber & Hermann AG, WWF Switzerland

WWF Switzerland has announced its resignation from the Board of Directors at the 2022 General Assembly, which means that the Association's Board of Directors will be composed as follows as of 31.12.2022:

- Salome Hofer (President), Coop Cooperative
- Fortunat Schmid (Vice-President), fenaco Cooperative
- Andrea Rota, Federation of Migros Cooperatives
- Michel Darbellay, Swiss Farmers' Union SBC
- Thomas Kopp, Swiss Grain and Feed Trade Association VSGF
- Christian Oesch, Association of Swiss Feed Manufacturers VSF

Four board meetings were held in 2022.

Photo: The 2022 General Assembly took place in Schwarzenegg, the home of Christian Oesch, who passed on the presidency to Salome Hofer after two years.



Source: Soy Network